














	Preconfigured Design Model	Item Number Dimensions	Name of System	Price for Hardware Only w/ Melamine w/ Wood Veneer	Description of System
1		P1-033-01 33"W x 13.5" D (Shelves 12") x 93" H	33" Wide Single Bay Pole Mounted Shelving System	278 440 607	Semi-Wall Mounted or Compression Mounted shelving for books, CD's, DVD's or collectibles. Mount the ISS Poles to the wall with the two tie pole kits per pole or compression kits and position the brackets at desired location.
2		P2-065-01 65" W x 13.5" D (Shelves 12") x 93" H	65" Wide Two Bay Pole Mounted Shelving System	442 766 1100	Semi-Wall Mounted or Compression Mounted shelving for books, CD's, DVD's or collectibles. Mount the ISS Poles to the wall with the two tie pole kits per pole or compression kits and position the brackets at desired location.
3		P3-097-01 97" W x 13.5" D (Shelves 12") x 93" H	97" Wide Three Bay Pole Mounted Shelving System	589 1075 1576	Semi-Wall Mounted or Compression Mounted shelving for books, CD's, DVD's or collectibles. Mount the ISS Poles to the wall with the two tie pole kits per pole or compression kits and position the brackets at desired location.
4		P4-129-01 129" W x 13.5" D (Shelves 12") x 93" H	129" Wide Four Bay Pole Mounted Shelving System	737 1384 2053	Semi-Wall Mounted or Compression Mounted shelving for books, CD's, DVD's or collectibles. Mount the ISS Poles to the wall with the two tie pole kits per pole or compression kits and position the brackets at desired location.
5		P3-097-08 97" W x 18.75" D (Shelves 12") x 93" H	97" Wide Three Bay Pole Mounted Shelving with 2-Door Base Cabinets	546 1909 2718	Semi-Wall Mounted or Compression Mounted shelving with base cabinets for books, CD's, DVD's or collectibles. Base cabinets have two swing doors and an adjustable shelf. Cabinets mount directly to the poles at desired height. Mount the ISS Poles to the wall with the two tie pole kits per pole or compression kits.





Pricing shown includes three options: ISS Designs hardware only, hardware with Standard Duramine® Brand Melamine ISS Colors or with A1 Grade Wood Veneer in White Oak, Maple or Cherry with 2 coats of stain. ISS Designs Preconfigured Systems and pricing are a guide and may be subject to change based on final design requirements, price changes, etc. Contact ISS for details at sales@issdesigns.com. F.O.B. ISS

	Preconfigured Design Model	Item Number Dimensions	Name of System	Price for Hardware Only w/ Melamine w/ Wood Veneer	Description of System
6		P3-097-03 97" W x 24" D (Shelves 12") x 93" H	97" Wide Three Bay Pole Mounted Floating Desk with File Drawer and Base Cabinet	554 1966 2689	Semi-Wall Mounted or Compression Mounted shelving with Floating Desk, File Cabinet with Drawer and Base Cabinet. Great option for combining work area with storage. Mount the ISS Poles to the wall with the two tie pole kits per pole or compression kits.
7		P1-044-02 44" W x 24" D (Shelves 12") x 93" H	44" Wide Single Bay Floating Desk with Upper Shelves	249 695 989	Semi-Wall Mounted or Compression Mounted Floating Desk with upper shelves. Floating desk provides 24" of depth and 44" width for plenty of workspace. The middle drawer slides out with storage in back for wire management. Two side cubbies hold accessories. Mount the ISS Poles to the wall with the two tie pole kits per pole or compression kits.
8		P1-033-03 33" W x 14.75 D (Shelves 12") x 93" H	33" Wide Single Bay Fold Down Desk with Shelves	293 778 931	Semi-Wall Mounted or Compression Mounted Fold Down Desk with upper and lower shelves. Fold down desk includes hole for wires and small inside shelf. Front drops down to extend work area and closes to hide contents
9		P2-065-02 65" W x 18.75" D (Shelves 12") x 93" H	65" Wide Two Bay Pull Out Keyboard Desk with Lateral File Cabinet and Shelves	417 1228 1903	Semi-Wall Mounted or Compression Mounted Workstation with Keyboard pull out and Lateral File Cabinet. Position workstation, file cabinet and shelves at desired height. Mount the ISS Poles to the wall with the two tie pole kits per pole or compression kits.





Pricing shown includes three options: ISS Designs hardware only, hardware with Standard Duramine® Brand Melamine ISS Colors or with A1 Grade Wood Veneer in White Oak, Maple or Cherry with 2 coats of stain. ISS Designs Preconfigured Systems and pricing are a guide and may be subject to change based on final design requirements, price changes, etc. Contact ISS for details at sales@issdesigns.com. F.O.B. ISS

	Preconfigured Design Model	Item Number Dimensions	Name of System	Price for Hardware Only w/ Melamine w/ Wood Veneer	Description of System
10		P1-033-05 33" W x 18.75" D (Shelves 12") x 93" H	33" Wide Single Bay Pull Out Keyboard Desk with Upper Shelves	249 561 734	Semi-Wall Mounted or Compression Mounted Workstation with Keyboard pull out and upper shelves. Position workstation and shelves at desired height. Mount the ISS Poles to the wall with the two tie pole kits per pole or compression kits.
11		P1-033-02 33" W x 18" D (Shelves 12") x 93" H	33" Wide Single Bay Notched Workstation with Upper Shelves	285 412 530	Semi-Wall Mounted or Compression Mounted Notched Workstation with upper shelves. Position notched work space and shelves at desired height.
12		P1-033-04 33" W x 18.75" D (Shelves 12") x 93" H	33" Wide Single Bay Single Drawer Desk with Upper Shelves	249 537 736	Semi-Wall Mounted or Compression Mounted Single Drawer Workstation with upper shelves. Position workstation and shelves at desired height.
13		P2-065-05 65" W x 18.75" D (Shelves 12") x 93" H	65" Wide Two Bay Wall Unit with Base Cabinets and Upper Shelves	409 1325 1870	Semi-Wall Mounted or Compression Mounted wall unit with two 2-Door Base Cabinets with upper shelves for books, CD's, DVD's or collectibles. Mount the ISS Poles to the wall with the two tie pole kits per pole or compression kits and position the cabinets and brackets at desired location.





Pricing shown includes three options: ISS Designs hardware only, hardware with Standard Duramine® Brand Melamine ISS Colors or with A1 Grade Wood Veneer in White Oak, Maple or Cherry with 2 coats of stain. ISS Designs Preconfigured Systems and pricing are a guide and may be subject to change based on final design requirements, price changes, etc. Contact ISS for details at sales@issdesigns.com. F.O.B. ISS

	Preconfigured Design Model	Item Number Dimensions	Name of System	Price for Hardware Only w/ Melamine w/ Wood Veneer	Description of System
14		P1-033-06 33" W x 18.75" D (Shelves 12") x 93" H	33" Wide Single Bay Wall Unit with Base Cabinet and Shelves with Sides	185 792 1124	Semi-Wall Mounted or Compression Mounted shelving with one 2-Door Base cabinet with drawer and upper shelves with sides. Mount the ISS Poles to the wall with the two tie pole kits per pole or compression kits and position the cabinets and brackets at desired location.
15		P3-097-04 97" W x 24" D (Shelves 12") x 93" H	97" Wide Three Bay Office System with Base and Upper Cabinets	482 2297 2940	Semi-Wall Mounted or Compression Mounted Workstation with Floating Desk, Two 2-Door Base Cabinets, Upper Cabinets and shelves. Mount the ISS Poles to the wall with the two tie pole kits per pole or compression kits.
16		P2-065-03 65" W x 18.75" D (Shelves 12") x 93" H	65" Wide Two Bay Fold Down Desk with Lateral File and Upper Cabinets	358 2442 3327	Semi-Wall Mounted or Compression Mounted Fold Down Desk with Two Lateral File Cabinets, Two Upper cabinets and shelves. Desk front drops down to extend work area and closes to hide contents
17		P3-109-05 109" W x 24" D (Shelves 12") x 93" H	109" Three Bay Double Floating Desk Office with Lateral File, Upper Cabinets and Shelves	458 2382 3206	Semi-Wall Mounted or Compression Mounted Double Workstations with Two Floating Desks, Lateral File, Upper Cabinets and Shelves. Combine double workspace areas with shared file and upper storage. Mount the ISS Poles to the wall with the two tie pole kits per pole or compression kits.



Pricing shown includes three options: ISS Designs hardware only, hardware with Standard Duramine® Brand Melamine ISS Colors or with A1 Grade Wood Veneer in White Oak, Maple or Cherry with 2 coats of stain. ISS Designs Preconfigured Systems and pricing are a guide and may be subject to change based on final design requirements, price changes, etc. Contact ISS for details at sales@issdesigns.com. F.O.B. ISS

	Preconfigured Design Model	Item Number Dimensions	Name of System	Price for Hardware Only w/ Melamine w/ Wood Veneer	Description of System
18		P3-097-06 97" W x 18.75" D (Shelves 12") x 93" H	97" Wide Three Bay Double Notched Work Surface with 3-Drawer Cabinet and upper shelves.	522 1662 2362	Semi-Wall Mounted or Compression Mounted Double Notched Workstations with 3- Drawer Cabinet, Upper Cabinet and Shelves. Combines double workspace areas with shared lower and upper storage. Mount the ISS Poles to the wall with the two tie pole kits per pole or compression kits.
19		P3-102-07 102" W x 18.75" D (Shelves 12") x 93" H	102" Wide Three Bay Wall Unit with 2 Base cabinets and 1 Glass Door Cabinet	546 2260 3281	Semi-Wall Mounted or Compression Mounted Wall Unit with 36" Wide Glass Door Front Base Cabinet, 2-Door with Drawers and upper shelves. Works well to support television with equipment inside the cabinet. Mount the ISS Poles to the wall with the two tie pole kits per pole or compression kits.
20		P3-102-11 102" W x 18.75" D (Shelves 12") x 93" H	102" Wide Three Bay with Base Cabinets Wall Unit with 36" Wide Center Cabinet and upper shelves.	546 1944 2803	Semi-Wall Mounted or Compression Mounted Wall Unit with 36" Wide Center Base Cabinet, Two 2-Door Base Cabinets and upper shelves. The extra wide cabinet supports TV or other display items. Mount the ISS Poles to the wall with the two tie pole kits per pole or compression kits.
21		P4-129-02 129" W x 18.75" D (Shelves 12") 93" H	129" Wide Four Bay Lift Up Front Upper Cabinets with Base Drawers, Pull Out Desk and Shelves.	522 3800 5270	Semi-Wall Mounted or Compression Mounted Wall Unit with Lift Up Front Upper Cabinets, 3-Drawer Base Cabinets, Pull Out Keyboard Desk and Upper Shelves. Mount the ISS Poles to the wall with the two tie pole kits per pole or compression kits.

Pricing shown includes three options: ISS Designs hardware only, hardware with Standard Duramine® Brand Melamine ISS Colors or with A1 Grade Wood Veneer in White Oak, Maple or Cherry with 2 coats of stain. ISS Designs Preconfigured Systems and pricing are a guide and may be subject to change based on final design requirements, price changes, etc. Contact ISS for details at sales@issdesigns.com. F.O.B. ISS

	Preconfigured Design Model	Item Number Dimensions	Name of System	Price for Hardware Only w/ Melamine w/ Wood Veneer	Description of System
22		P3-097-02 97" W x 18.75" D (Shelves 12") 93" H	97" Wide Three Bay Wall Unit with Lateral File Cabinets, 2- Door with Drawer and Upper Shelves	586 2297 3428	Semi-Wall Mounted or Compression Mounted shelving with two Lateral File Cabinets and one Two Door With Drawer Cabinet. Upper shelves provide storage for books, CD's, DVD's or collectibles. Mount the ISS Poles to the wall with the two tie pole kits per pole or compression kits and position the cabinets and brackets at desired location.
23		P3-097-10 97" W x 24" D (Shelves 12") 93" H	97" Wide Three Bay Wall Unit with Floating Desk, Upper Cabinets, 2-Door Base Cabinets and Shelves with Sides	370 2294 2893	Semi-Wall Mounted or Compression Mounted Workstation with Floating Desk, Two 2-Door Base Cabinets, Upper Cabinets and shelves. Mount the ISS Poles to the wall with the two tie pole kits per pole or compression kits.
24		P3-097-12 97" W x 20" D (Shelves 14") 93" H	97" Wide Three Bay Notched Work Surface with Two Door Upper Cabinets and Shelves with Sides.	388 1856 2303	Semi-Wall Mounted or Compression Mounted with Notched Workstation, Two 2-Door Upper Cabinets and Shelves with Sides. Mount the ISS Poles to the wall with the two tie pole kits per pole or compression kits.
25		P3-097-09 97" W x 18.75" D (Shelves 12") 93" H	97" Wide Three Bay Wall Unit with 2- Door with Drawer Cabinets and upper shelves.	546 2232 3286	Semi-Wall Mounted or Compression Mounted shelving with three Two Door With Drawer Base Cabinets. Upper shelves provide storage for books, CD's, DVD's or collectibles. Mount the ISS Poles to the wall with the two tie pole kits per pole or compression kits and position the cabinets and brackets at desired location.

Pricing shown includes three options: ISS Designs hardware only, hardware with Standard Duramine® Brand Melamine ISS Colors or with A1 Grade Wood Veneer in White Oak, Maple or Cherry with 2 coats of stain. ISS Designs Preconfigured Systems and pricing are a guide and may be subject to change based on final design requirements, price changes, etc. Contact ISS for details at sales@issdesigns.com. F.O.B. ISS

	Preconfigured Design Model	Item Number Dimensions	Name of System	Price for Hardware Only w/ Melamine w/ Wood Veneer	Description of System
26		P2-065-04 65" W x 18.75" D (Shelves 12") x 93" H	65" Wide Pull Out Keyboard Desk with 2-Door with Drawer Cabinet and Upper Shelves	397.55 1275 1802	Semi-Wall Mounted or Compression Mounted Workstation with Keyboard pull out, 2-Door with Drawer Cabinet and upper shelves. Position workstation, cabinet and shelves at desired height. Mount the ISS Poles to the wall with the two tie pole kits per pole or compression kits.
27		P3-097-14 97" W x 60" D (Shelves 12") 93" H	97" Wide L-Shaped Desk with Lateral File, Two Door with Drawer Cabinet and Upper Shelves	636 2017 2889	Semi-Wall Mounted or Compression Mounted L-Shaped Desk Workstation with Lateral File, 2-Door with Drawer Cabinet and upper shelves. Position workstation, cabinet and shelves at desired height. Mount the ISS Poles to the wall with the two tie pole kits per pole or compression kits

Pricing shown includes three options: ISS Designs hardware only, hardware with Standard Duramine® Brand Melamine ISS Colors or with A1 Grade Wood Veneer in White Oak, Maple or Cherry with 2 coats of stain. ISS Designs Preconfigured Systems and pricing are a guide and may be subject to change based on final design requirements, price changes, etc. Contact ISS for details at sales@issdesigns.com. F.O.B. ISS